



**HydroGeo**  
 Ingegneria per l'Ambiente ed il Territorio  
 Studio Tecnico Associato Ingg. G. Gazzini, T. Staiano



Via Cardinal Latino, 20  
 50126 Firenze  
 Tel/Fax 055 65 87 050  
 e-mail info@studiohydrogeo.it

# STUDIO IDROLOGICO - IDRAULICO DI SUPPORTO AL PIANO ATTUATIVO PER LA REALIZZAZIONE DEL NUOVO VILLAGGIO TURISTICO - CAMPING "LE QUERCE" NEL COMUNE DI SCANDICCI

## STUDIO IDROLOGICO IDRAULICO

TAVOLA

**3**

LIBRETTO SEZIONI STATO ATTUALE FOSSO MASSETO E FOSSO  
 MASSETINO CON LIVELLI TR 30 - 200 - 500 ANNI

SCALA: varie

PROGETTISTI:

ING. GIACOMO GAZZINI

CONSULENTI:

ING. FILIPPO BARBINI

ING. CLAUDIO CECCHINI

PROGETTO

L 5 0 6

LOTTO

0 1

FASE

S 0 6

DOC

D

ELABORATO

0 0 3

REV

A

REV.

DATA EMISSIONE

REDATTO

VERIFICATO

APPROVATO

A

Novembre 2015

G.Gazzini

G.Gazzini

G.Gazzini

Fosso Masseto

*Sezioni Fluviali Stato Attuale*

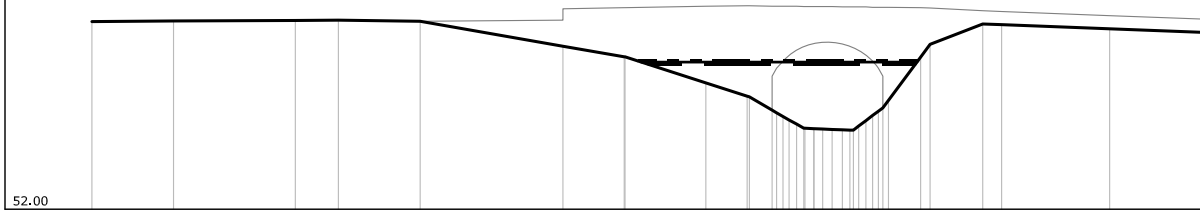
*Livelli idrometrici TR 30-200-500 anni*

FOSSO DEL MASSETO - STATO ATTUALE  
SEZIONE N° 00077PC09

LEGENDA:

- tr30 H = 55.83 m. s.l.m.
- tr200 H = 55.89 m. s.l.m.
- tr500 H = 55.92 m. s.l.m.

SCALA DISTANZE 1:200  
SCALA QUOTE 1:200



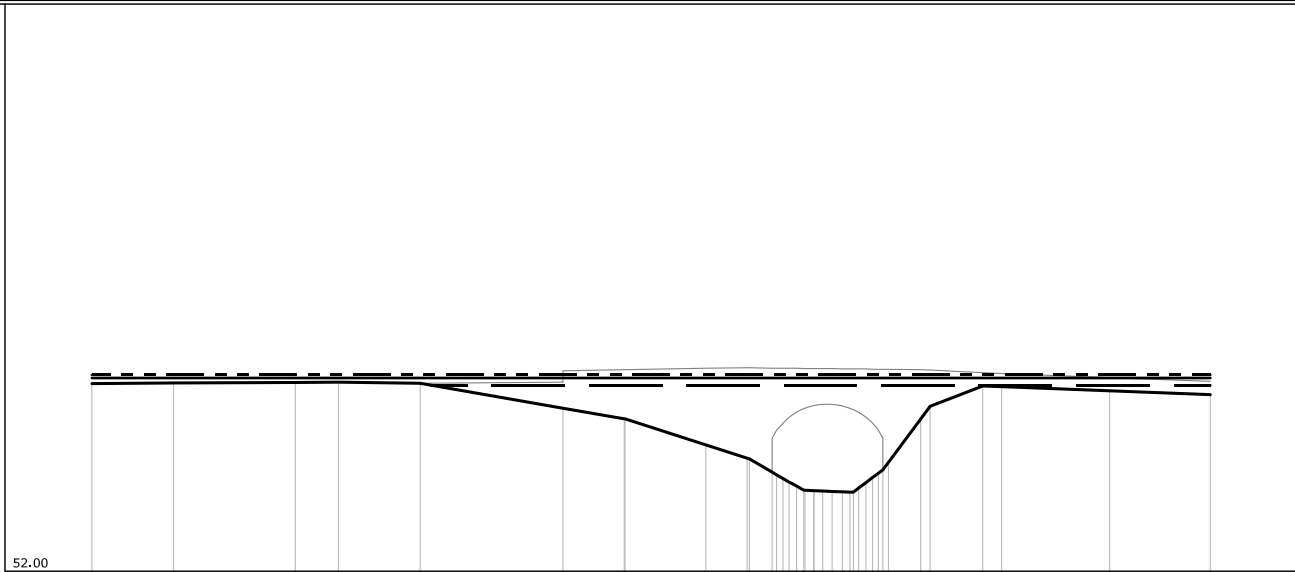
| PUNTI                    | 1     | 2     | 3     | 4     | 5     | 6     | 8     | 10    | 11    | 13    | 16    | 18    | 21    | 24    | 27    | 28    | 34    | 35    | 36    | 37    | 38    | 39    | 40    |       |
|--------------------------|-------|-------|-------|-------|-------|-------|-------|-------|-------|-------|-------|-------|-------|-------|-------|-------|-------|-------|-------|-------|-------|-------|-------|-------|
| QUOTE [m s.l.m.]         | 56.96 | 56.98 | 56.99 | 57.00 | 56.97 | 56.31 | 56.03 | 55.34 | 54.99 | 54.62 | 54.45 | 54.25 | 54.13 | 54.11 | 54.10 | 54.09 | 54.34 | 54.59 | 54.88 | 56.02 | 56.90 | 56.88 | 56.77 | 56.67 |
| DISTANZE PROGRESSIVE [m] | 0.00  | 2.16  | 5.38  | 6.52  | 8.68  | 12.46 | 14.08 | 16.24 | 17.33 | 17.99 | 18.28 | 18.64 | 19.09 | 19.58 | 19.85 | 20.14 | 20.47 | 20.80 | 21.07 | 21.97 | 23.56 | 24.06 | 26.92 | 29.58 |
| DISTANZE PARZIALI [m]    |       | 2.16  | 3.22  | 1.14  | 2.16  | 3.78  | 1.62  | 2.14  | 1.09  |       |       |       |       |       |       |       |       |       |       | 1.39  |       | 2.86  |       | 2.66  |

FOSSO DEL MASSETO - STATO ATTUALE  
 SEZIONE N° 00077PB09

LEGENDA:

- tr30 H = 56,92 m. s.l.m.
- tr200 H = 57,11 m. s.l.m.
- tr500 H = 57,19 m. s.l.m.

SCALA DISTANZE 1:200  
 SCALA QUOTE 1:200



|                          |       |       |       |       |       |       |       |       |       |       |       |       |       |       |       |       |       |       |       |       |       |       |       |
|--------------------------|-------|-------|-------|-------|-------|-------|-------|-------|-------|-------|-------|-------|-------|-------|-------|-------|-------|-------|-------|-------|-------|-------|-------|
| PUNTI                    | 1     | 2     | 3     | 4     | 5     | 6     | 8     | 10    | 11    | 13    | 16    | 18    | 21    | 24    | 27    | 29    | 34    | 35    | 36    | 37    | 38    | 39    | 40    |
| QUOTE [m s.l.m.]         | 56,96 | 56,98 | 56,99 | 57,00 | 56,97 | 56,31 | 56,03 | 55,34 | 54,99 | 54,62 | 54,45 | 54,25 | 54,13 | 54,11 | 54,10 | 54,34 | 54,59 | 54,88 | 56,02 | 56,90 | 56,88 | 56,77 | 56,67 |
| DISTANZE PROGRESSIVE [m] | 0,00  | 2,16  | 5,38  | 6,52  | 8,68  | 12,46 | 14,08 | 16,24 | 17,33 | 17,99 | 18,28 | 18,64 | 19,09 | 19,58 | 19,85 | 20,47 | 20,80 | 21,07 | 21,97 | 23,56 | 24,06 | 26,92 | 29,58 |
| DISTANZE PARZIALI [m]    |       | 2,16  | 3,22  | 1,14  | 2,16  | 3,78  | 1,62  | 2,14  | 1,09  |       |       |       |       |       |       |       |       |       | 1,39  |       | 2,86  |       | 2,66  |

FOSSO DEL MASSETO - STATO ATTUALE  
SEZIONE N° 00079\_\_09

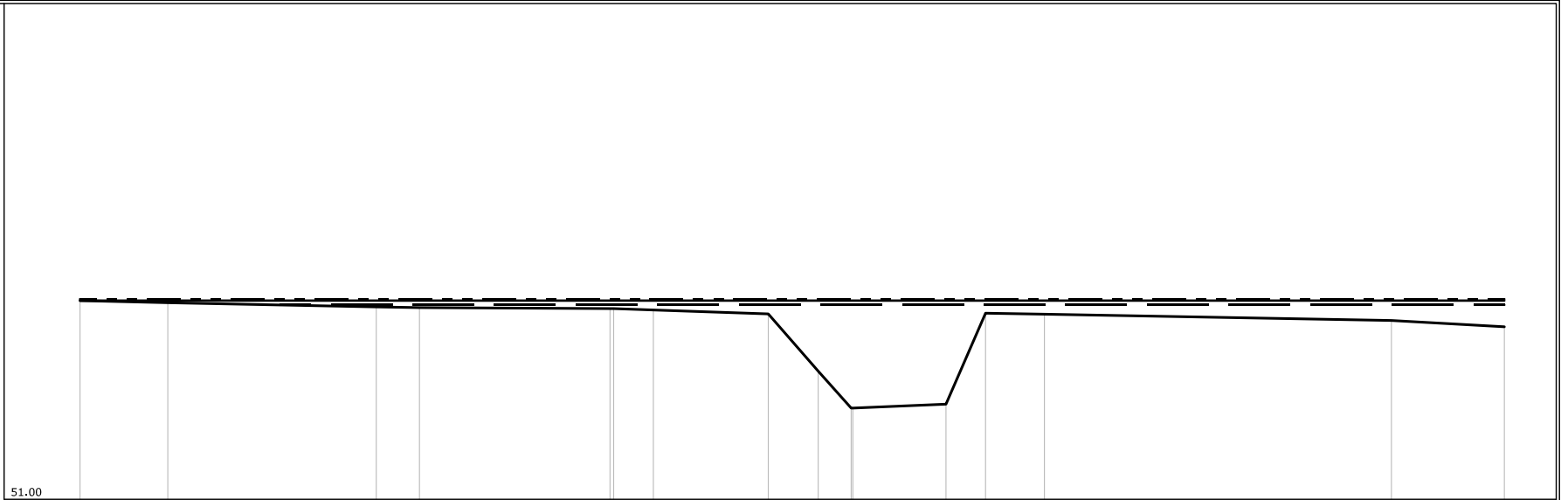
LEGENDA:

tr30 H =56.88 m. s.l.m. ———

tr200 H =57.01 m. s.l.m. ———

tr500 H =57.06 m. s.l.m. - - - - -

SCALA DISTANZE 1:200  
SCALA QUOTE 1:200



|                          |       |       |       |       |       |       |       |       |       |       |       |       |       |       |
|--------------------------|-------|-------|-------|-------|-------|-------|-------|-------|-------|-------|-------|-------|-------|-------|
| PUNTI                    | 1     | 2     | 3     | 4     | 5     | 7     | 8     | 9     | 10    | 12    | 13    | 14    | 15    | 16    |
| QUOTE [m s.l.m.]         | 57.01 | 56.95 | 56.82 | 56.80 | 56.77 | 56.73 | 56.61 | 54.88 | 53.76 | 53.88 | 56.63 | 56.60 | 56.41 | 56.22 |
| DISTANZE PROGRESSIVE [m] | 0.00  | 2.66  | 8.97  | 10.28 | 16.05 | 17.36 | 20.84 | 22.35 | 23.35 | 26.22 | 27.42 | 29.20 | 39.71 | 43.13 |
| DISTANZE PARZIALI [m]    |       | 2.66  | 6.31  | 1.31  | 5.77  | 1.20  | 3.48  | 1.51  | 1.00  | 2.82  | 1.20  | 1.78  | 10.51 | 3.42  |

FOSSO DEL MASSETO - STATO ATTUALE  
SEZIONE N° 00081\_\_09

LEGENDA:

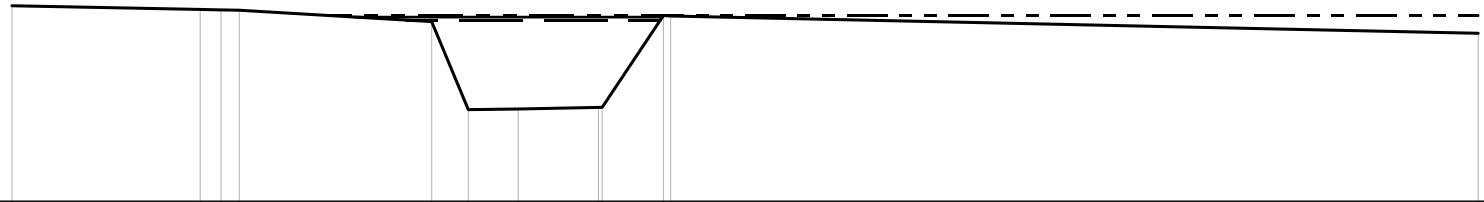
tr30 H = 56.79 m. s.l.m.

tr200 H = 56.87 m. s.l.m.

tr500 H = 56.91 m. s.l.m.

SCALA DISTANZE 1:200  
SCALA QUOTE 1:200

52.00



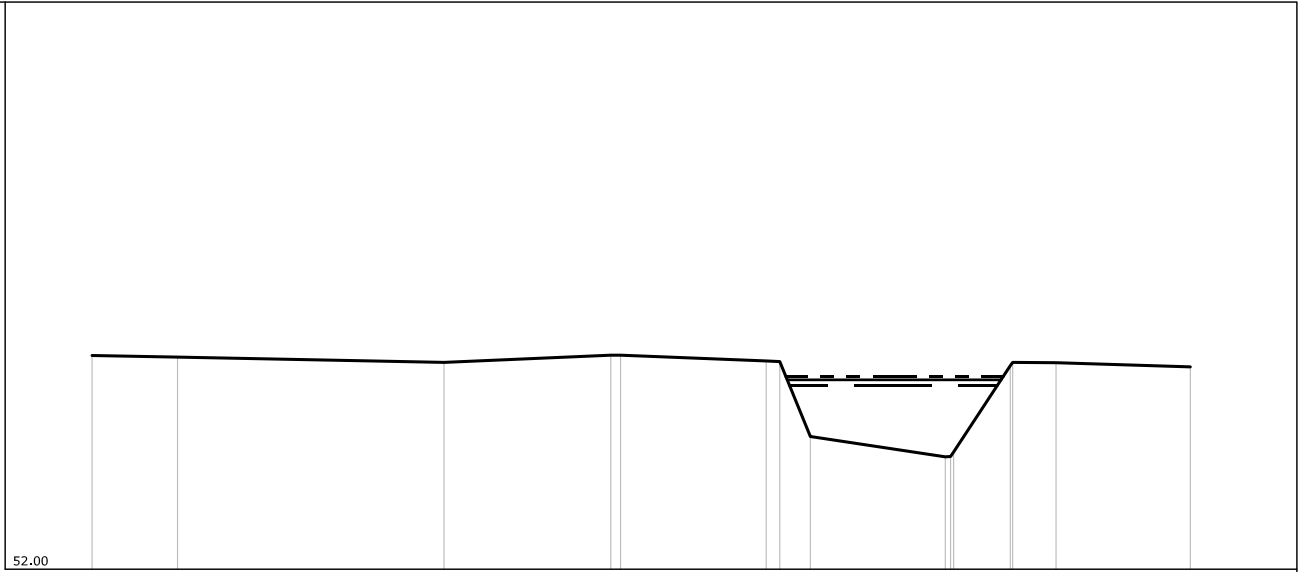
|                          |       |       |       |       |       |       |       |       |       |       |
|--------------------------|-------|-------|-------|-------|-------|-------|-------|-------|-------|-------|
| PUNTI                    | 4     | 5     | 6     | 7     | 8     | 9     | 10    | 11    | 13    | 15    |
| QUOTE [m s.l.m.]         | 57.17 | 57.07 | 57.06 | 57.05 | 56.75 | 54.42 | 54.44 | 54.48 | 56.91 | 56.44 |
| DISTANZE PROGRESSIVE [m] | 12.01 | 16.99 | 17.54 | 18.02 | 23.11 | 24.08 | 25.40 | 27.52 | 29.24 | 50.79 |
| DISTANZE PARZIALI [m]    | 4.98  |       |       | 5.09  | 0.97  | 1.32  | 2.12  | 1.62  | 21.36 |       |

FOSSO DEL MASSETO - STATO ATTUALE  
 SEZIONE N° 00085\_\_09

LEGENDA:

- tr30 H =56,85 m. s.l.m.
- tr200 H =57,01 m. s.l.m.
- tr500 H =57,09 m. s.l.m.

SCALA DISTANZE 1:200  
 SCALA QUOTE 1:200



|                          |       |       |       |       |       |       |       |       |       |       |       |       |
|--------------------------|-------|-------|-------|-------|-------|-------|-------|-------|-------|-------|-------|-------|
| PUNTI                    | 1     | 2     | 3     | 4     | 5     | 6     | 7     | 8     | 9     | 12    | 14    | 15    |
| QUOTE [m s.l.m.]         | 57,65 | 57,61 | 57,47 | 57,66 | 57,66 | 57,51 | 57,49 | 55,51 | 54,97 | 57,38 | 57,46 | 57,35 |
| DISTANZE PROGRESSIVE [m] | 0,00  | 2,26  | 9,31  | 13,72 | 13,98 | 17,83 | 18,19 | 19,00 | 22,57 | 24,29 | 25,50 | 29,05 |
| DISTANZE PARZIALI [m]    |       | 2,26  | 7,05  | 4,41  |       | 3,85  |       |       | 3,57  | 1,50  | 1,15  | 3,55  |

FOSSO DEL MASSETO - STATO ATTUALE  
 SEZIONE N° 00088\_\_09

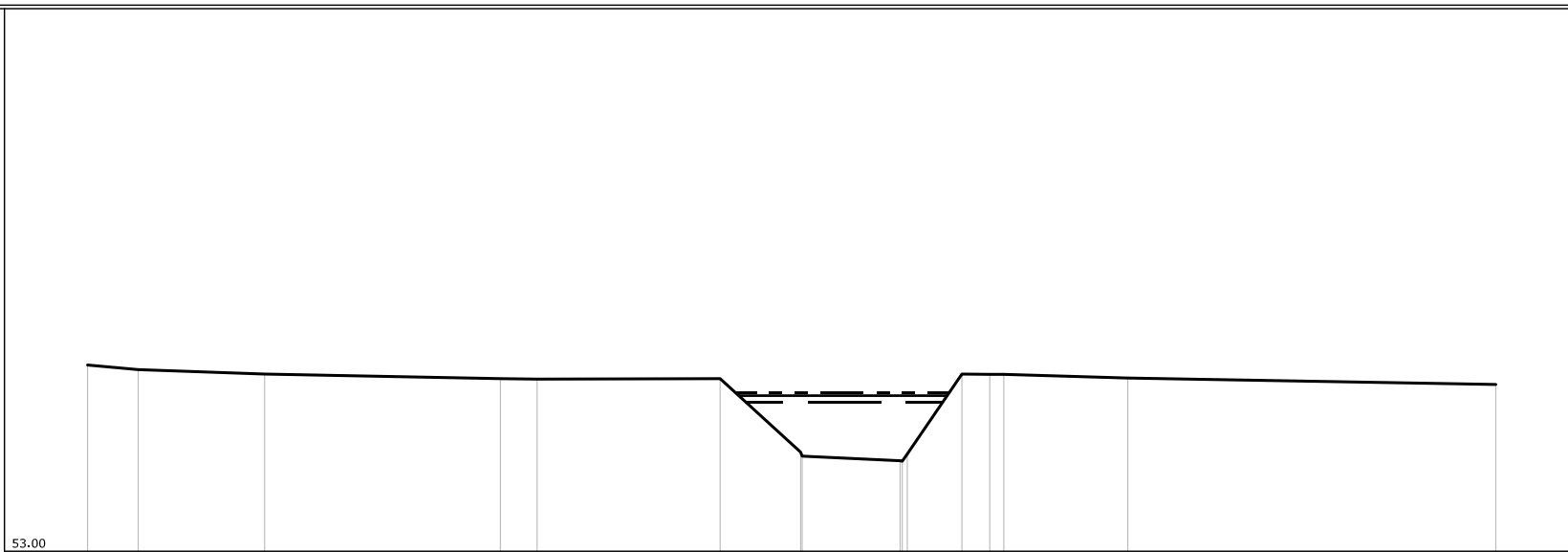
LEGENDA:

tr30 H =57.11 m. s.l.m. ———

tr200 H =57.30 m. s.l.m. ———

tr500 H =57.39 m. s.l.m. - - - - -

SCALA DISTANZE 1:200  
 SCALA QUOTE 1:200





| PUNTI                    | 1     | 2     | 3     | 4     | 5     | 6     | 7     | 9     | 12    | 13    | 14    | 15    | 16    |
|--------------------------|-------|-------|-------|-------|-------|-------|-------|-------|-------|-------|-------|-------|-------|
| QUOTE [m s.l.m.]         | 58.15 | 58.02 | 57.90 | 57.77 | 57.76 | 57.77 | 55.74 | 55.50 | 57.90 | 57.89 | 57.89 | 57.79 | 57.61 |
| DISTANZE PROGRESSIVE [m] | 0.00  | 1.40  | 4.90  | 11.42 | 12.44 | 17.50 | 19.73 | 22.48 | 24.19 | 24.96 | 25.35 | 28.78 | 38.96 |
| DISTANZE PARZIALI [m]    | 1.40  | 3.50  | 6.52  | 1.02  | 5.06  | 2.23  | 2.71  | 1.51  |       |       | 3.43  |       | 10.18 |

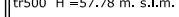


FOSSO DEL MASSETO - STATO ATTUALE  
 SEZIONE N° 00090\_\_09

LEGENDA:

tr30 H =57,48 m. s.l.m. 

tr200 H =57,68 m. s.l.m. 

tr500 H =57,78 m. s.l.m. 

SCALA DISTANZE 1:200  
 SCALA QUOTE 1:200

54.00



|                          |       |       |       |       |       |       |       |       |       |       |       |       |
|--------------------------|-------|-------|-------|-------|-------|-------|-------|-------|-------|-------|-------|-------|
| PUNTI                    | 1     | 2     | 3     | 4     | 5     | 8     | 10    | 11    | 12    | 14    | 15    | 17    |
| QUOTE [m s.l.m.]         | 58.58 | 58.42 | 58.30 | 58.26 | 58.16 | 56.24 | 56.09 | 56.01 | 58.30 | 58.21 | 58.12 | 58.07 |
| DISTANZE PROGRESSIVE [m] | 0.00  | 5.07  | 10.96 | 11.97 | 19.12 | 21.12 | 22.72 | 23.96 | 24.43 | 25.66 | 29.03 | 30.17 |
| DISTANZE PARZIALI [m]    |       | 5.07  | 5.89  | 1.01  | 7.15  | 1.83  | 1.54  | 1.24  | 1.18  | 3.37  | 1.06  |       |

FOSSO DEL MASSETO - STATO ATTUALE  
 SEZIONE N° 00094\_\_09

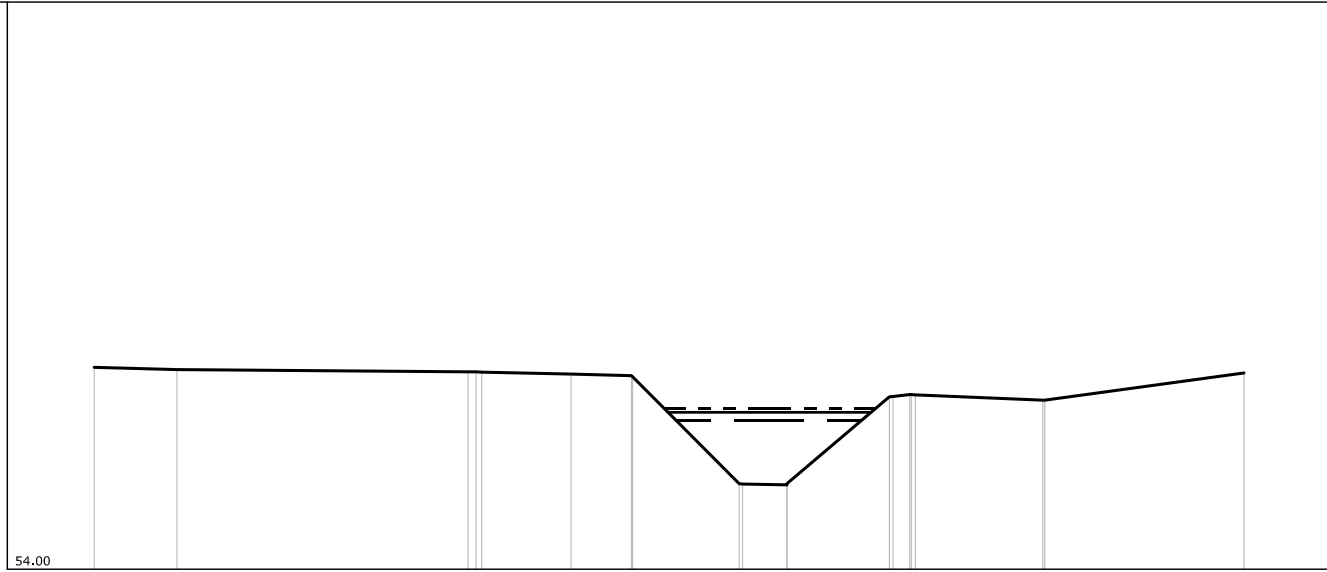
LEGENDA:

tr30 H =57,94 m. s.l.m. ———

tr200 H =58,15 m. s.l.m. ————

tr500 H =58,25 m. s.l.m. - - - - -

SCALA DISTANZE 1:200  
 SCALA QUOTE 1:200



|                          |       |       |       |       |       |       |       |       |       |       |       |       |
|--------------------------|-------|-------|-------|-------|-------|-------|-------|-------|-------|-------|-------|-------|
| PUNTI                    | 1     | 2     | 3     | 5     | 6     | 7     | 9     | 11    | 13    | 15    | 18    | 20    |
| QUOTE [m s.l.m.]         | 59.34 | 59.28 | 59.22 | 59.21 | 59.16 | 59.12 | 56.26 | 56.23 | 58.56 | 58.62 | 58.47 | 59.19 |
| DISTANZE PROGRESSIVE [m] | 0.00  | 2.19  | 9.89  | 10.25 | 12.61 | 14.21 | 17.06 | 18.32 | 21.03 | 21.57 | 25.09 | 30.41 |
| DISTANZE PARZIALI [m]    |       | 2.19  | 7.70  |       | 2.36  | 1.60  | 2.82  | 1.17  | 2.70  |       | 3.37  | 5.27  |

FOSSO DEL MASSETO - STATO ATTUALE  
 SEZIONE N° 00096\_\_09

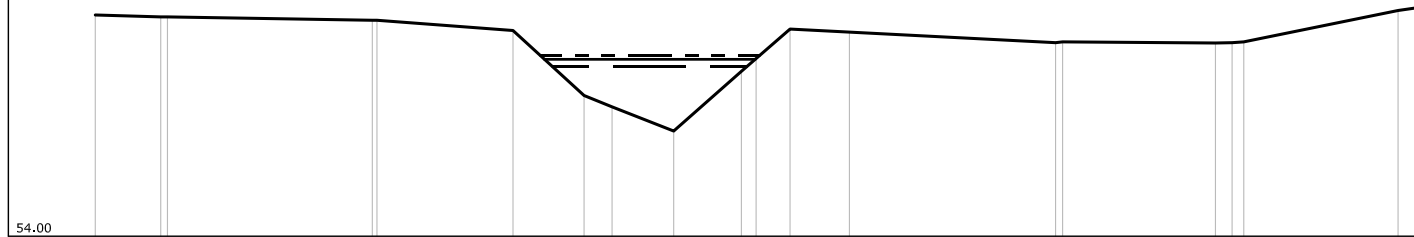
LEGENDA:

tr30 H =58.48 m. s.l.m. ———

tr200 H =58.68 m. s.l.m. ———

tr500 H =58.78 m. s.l.m. - - - - -

SCALA DISTANZE 1:200  
 SCALA QUOTE 1:200



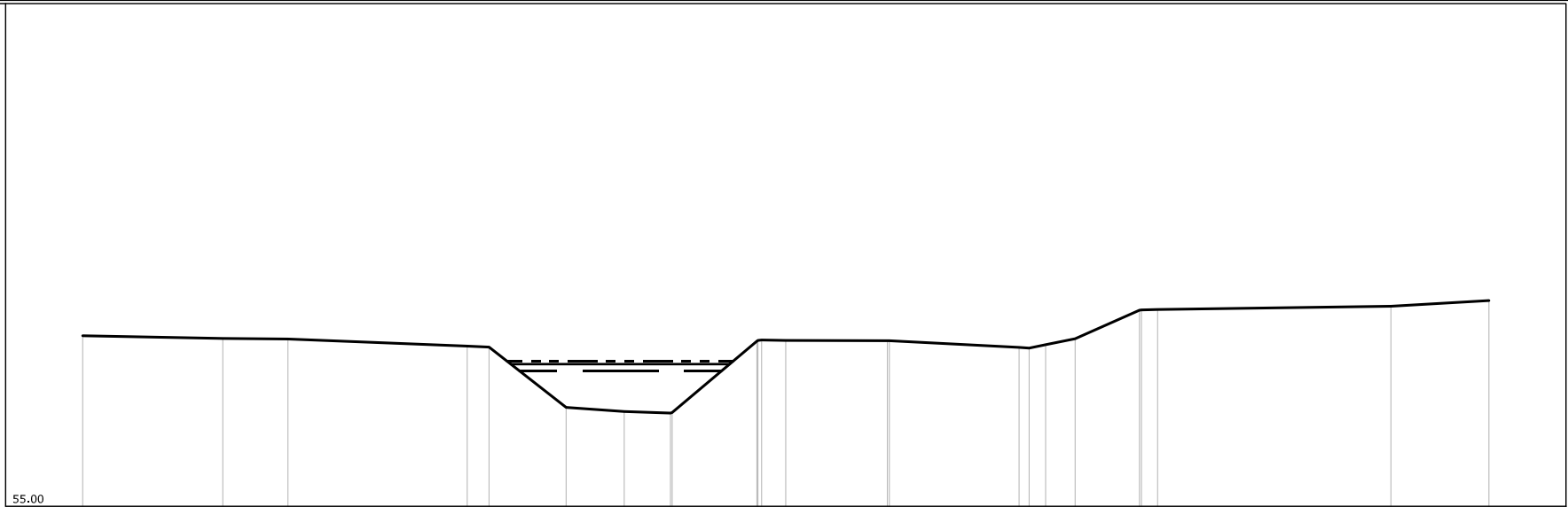
|                          |       |       |       |       |       |       |       |       |       |       |       |       |       |       |       |       |       |
|--------------------------|-------|-------|-------|-------|-------|-------|-------|-------|-------|-------|-------|-------|-------|-------|-------|-------|-------|
| PUNTI                    | 1     | 2     | 4     | 6     | 7     | 8     | 9     | 10    | 11    | 12    | 13    | 14    | 16    | 17    | 18    | 19    | 20    |
| QUOTE [m s.l.m.]         | 59.85 | 59.80 | 59.71 | 59.44 | 57.72 | 57.42 | 56.78 | 58.36 | 58.70 | 59.48 | 59.40 | 59.12 | 59.11 | 59.14 | 58.14 | 59.97 | 60.04 |
| DISTANZE PROGRESSIVE [m] | 0.00  | 1.73  | 7.33  | 11.05 | 12.93 | 13.67 | 15.30 | 17.09 | 17.48 | 18.38 | 19.95 | 25.40 | 28.63 | 30.38 | 30.38 | 34.46 | 34.96 |
| DISTANZE PARZIALI [m]    |       | 1.73  | 5.42  | 3.60  | 1.88  | 1.63  | 1.79  |       |       | 1.57  | 5.45  |       | 4.04  |       |       | 4.08  |       |

FOSSO DEL MASSETO - STATO ATTUALE  
SEZIONE N° 00100\_\_09

LEGENDA:

- tr30 H =59.05 m. s.l.m.
- tr200 H =59.24 m. s.l.m.
- tr500 H =59.33 m. s.l.m.

SCALA DISTANZE 1:200  
SCALA QUOTE 1:200



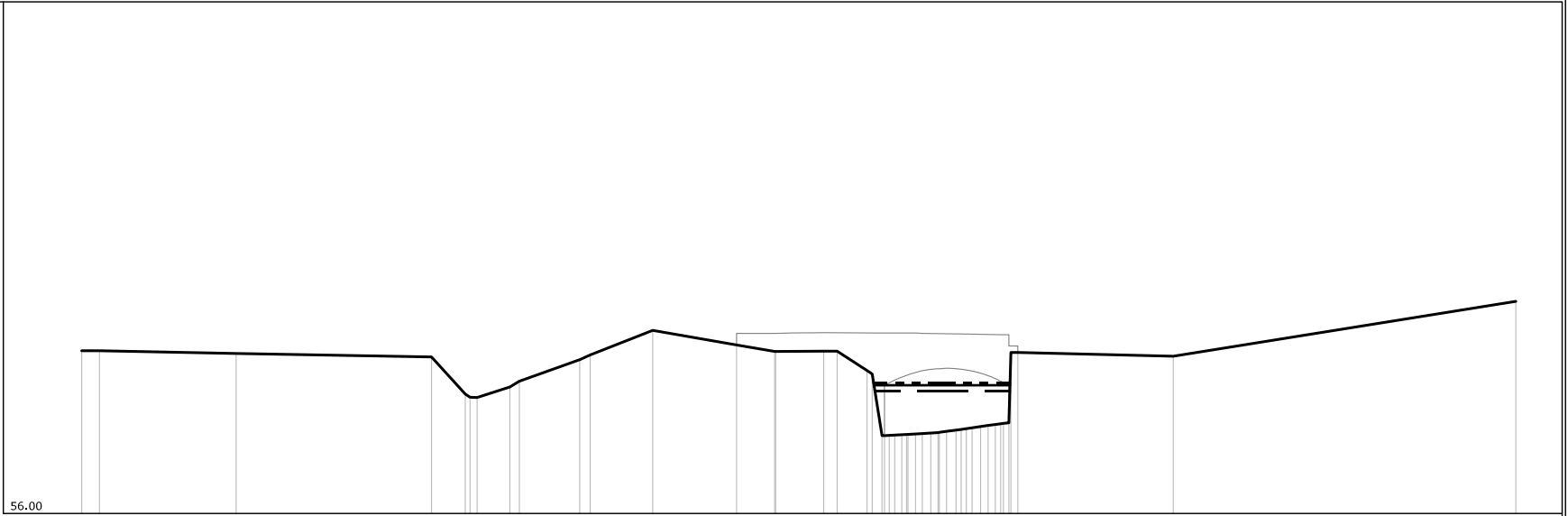
|                          |       |       |       |       |       |       |       |       |       |       |       |       |       |       |       |       |       |       |       |
|--------------------------|-------|-------|-------|-------|-------|-------|-------|-------|-------|-------|-------|-------|-------|-------|-------|-------|-------|-------|-------|
| PUNTI                    | 1     | 2     | 3     | 4     | 5     | 6     | 7     | 8     | 10    | 13    | 14    | 17    | 18    | 19    | 20    | 22    | 23    | 24    |       |
| QUOTE [m s.l.m.]         | 60.09 | 60.01 | 59.99 | 59.78 | 59.75 | 57.95 | 57.83 | 57.78 | 59.93 | 59.95 | 59.94 | 59.74 | 58.72 | 59.82 | 60.00 | 60.85 | 60.87 | 60.97 | 61.14 |
| DISTANZE PROGRESSIVE [m] | 0.00  | 4.18  | 6.12  | 11.47 | 12.12 | 14.42 | 16.15 | 17.53 | 20.11 | 20.97 | 24.00 | 27.93 | 28.23 | 28.72 | 29.60 | 31.52 | 32.06 | 39.02 | 41.94 |
| DISTANZE PARZIALI [m]    |       | 4.18  | 1.94  | 5.35  | 2.30  | 1.73  | 1.38  | 2.53  | 3.03  | 3.87  | 1.92  | 6.96  | 2.92  |       |       |       |       |       |       |

FOSSO DEL MASSETO - STATO ATTUALE  
SEZIONE N° 00102PC09

LEGENDA:

- tr30 H =59.59 m. s.l.m.
- tr200 H =59.76 m. s.l.m.
- tr500 H =59.84 m. s.l.m.

SCALA DISTANZE 1:200  
SCALA QUOTE 1:200



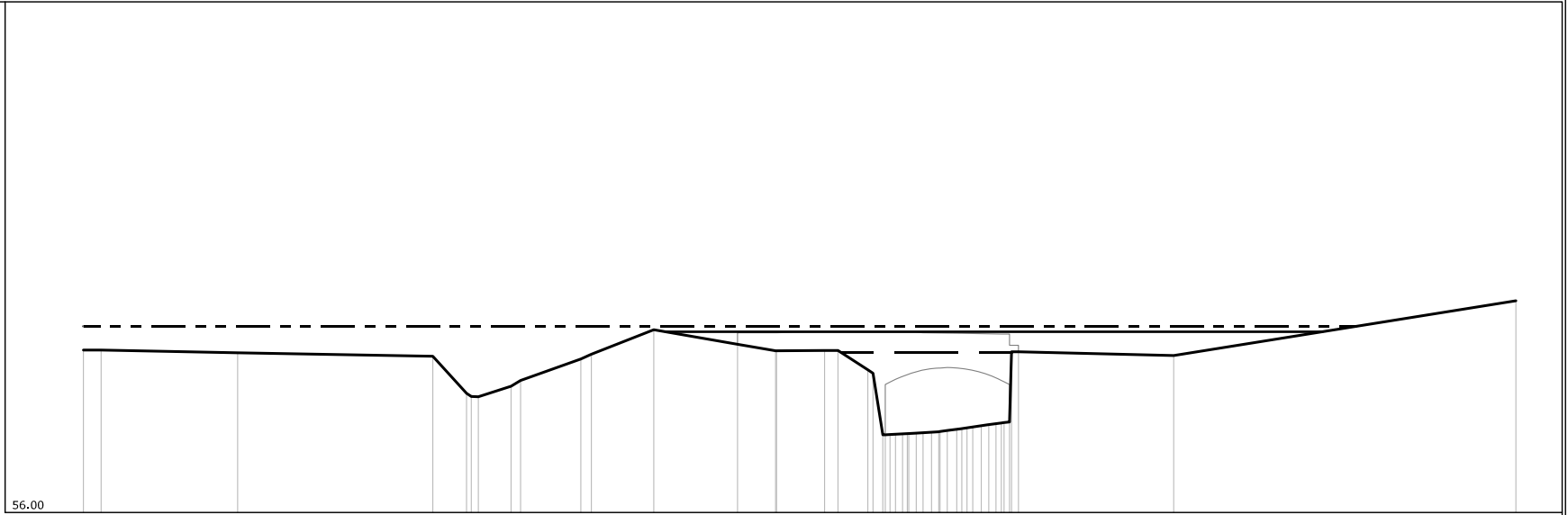
|                          |       |       |       |       |       |       |       |       |       |       |       |       |       |       |       |       |       |       |       |       |       |       |       |       |       |       |       |       |       |       |       |       |  |
|--------------------------|-------|-------|-------|-------|-------|-------|-------|-------|-------|-------|-------|-------|-------|-------|-------|-------|-------|-------|-------|-------|-------|-------|-------|-------|-------|-------|-------|-------|-------|-------|-------|-------|--|
| PUNTI                    | 1     | 2     | 3     | 4     | 5     | 7     | 8     | 9     | 10    | 11    | 12    | 13    | 15    | 17    | 18    | 19    | 21    | 22    | 23    | 24    | 25    | 29    | 33    | 35    | 37    | 39    | 41    | 44    | 47    | 49    | 50    |       |  |
| QUOTE [m s.l.m.]         | 60.77 | 60.77 | 60.69 | 60.59 | 59.50 | 59.40 | 59.71 | 59.88 | 60.51 | 60.65 | 61.37 | 60.94 | 60.75 | 60.76 | 60.76 | 60.19 | 58.28 | 58.30 | 58.33 | 58.36 | 58.38 | 58.44 | 58.49 | 58.55 | 58.61 | 58.61 | 60.59 | 60.61 | 60.61 | 62.22 |       |       |  |
| DISTANZE PROGRESSIVE [m] | 0.00  | 0.52  | 4.53  | 10.26 | 11.25 | 11.60 | 12.56 | 12.84 | 14.61 | 14.92 | 16.75 | 19.21 | 20.33 | 21.77 | 22.16 | 23.04 | 23.48 | 23.85 | 24.26 | 24.46 | 24.91 | 25.16 | 25.65 | 25.95 | 26.37 | 26.80 | 27.46 | 27.46 | 32.02 | 42.07 | 42.07 |       |  |
| DISTANZE PARZIALI [m]    |       |       | 4.01  |       | 5.73  |       | 0.99  | 0.96  | 1.77  |       | 1.83  | 2.46  |       | 1.12  | 1.41  |       |       |       |       |       |       |       |       |       |       |       |       |       |       | 4.56  |       | 10.05 |  |

FOSSO DEL MASSETO - STATO ATTUALE  
SEZIONE N° 00102PB09

LEGENDA:

- tr30 H =60.70 m. s.l.m.
- tr200 H =61.31 m. s.l.m.
- tr500 H =61.47 m. s.l.m.

SCALA DISTANZE 1:200  
SCALA QUOTE 1:200



|                          |       |       |       |       |       |       |       |       |       |       |       |       |       |       |       |       |       |       |       |       |       |       |       |       |       |       |       |       |       |       |
|--------------------------|-------|-------|-------|-------|-------|-------|-------|-------|-------|-------|-------|-------|-------|-------|-------|-------|-------|-------|-------|-------|-------|-------|-------|-------|-------|-------|-------|-------|-------|-------|
| PUNTI                    | 1     | 2     | 3     | 4     | 5     | 7     | 8     | 9     | 10    | 11    | 12    | 13    | 15    | 17    | 18    | 19    | 21    | 22    | 23    | 24    | 25    | 29    | 33    | 38    | 39    | 41    | 44    | 47    | 49    | 50    |
| QUOTE [m s.l.m.]         | 60.77 | 60.77 | 60.69 | 60.59 | 59.50 | 59.40 | 59.71 | 59.88 | 60.51 | 60.65 | 61.37 | 60.94 | 60.75 | 60.76 | 60.76 | 60.19 | 58.28 | 58.30 | 58.33 | 58.36 | 58.38 | 58.44 | 58.49 | 58.55 | 58.61 | 58.61 | 60.59 | 60.61 | 62.22 |       |
| DISTANZE PROGRESSIVE [m] | 0.00  | 0.52  | 4.53  | 10.26 | 11.25 | 11.60 | 12.56 | 12.84 | 14.61 | 14.92 | 16.75 | 19.21 | 20.33 | 21.77 | 22.16 | 23.04 | 23.48 | 23.85 | 24.26 | 24.46 | 24.91 | 25.16 | 25.65 | 25.95 | 26.37 | 26.80 | 27.46 | 32.02 | 42.07 |       |
| DISTANZE PARZIALI [m]    |       |       | 4.01  |       | 5.73  |       | 0.99  | 0.96  | 1.77  |       | 1.83  | 2.46  |       | 1.12  | 1.41  |       |       |       |       |       |       |       |       |       |       |       |       |       | 4.56  | 10.05 |

Fosso Massetino

*Sezioni Fluviali Stato Attuale*

*Livelli idrometrici TR 30-200-500 anni*

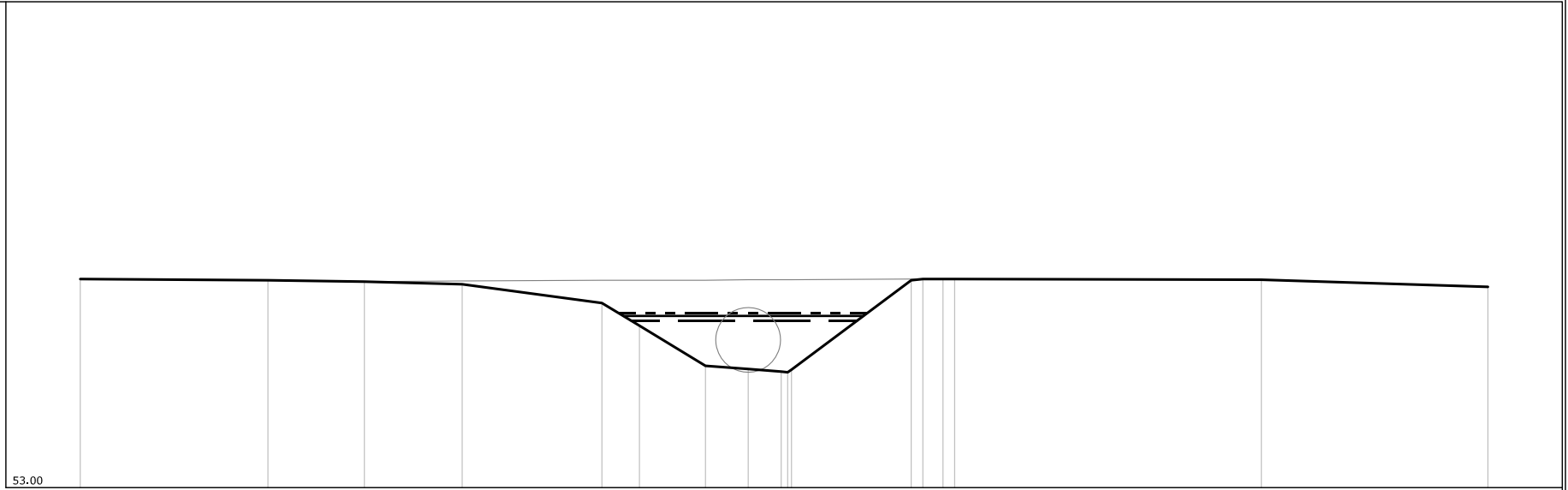
FOSSO MASSETINO - STATO ATTUALE  
 SEZIONE N° 00003PC09

LEGENDA:

tr30 H = 55.58 m. s.l.m. ———

tr200 H = 55.65 m. s.l.m. ———

tr500 H = 55.69 m. s.l.m. - - - - -



SCALA DISTANZE 1:100  
 SCALA QUOTE 1:100

53.00

|                          |       |       |       |       |       |       |       |       |       |       |       |       |       |       |       |       |
|--------------------------|-------|-------|-------|-------|-------|-------|-------|-------|-------|-------|-------|-------|-------|-------|-------|-------|
| PUNTI                    | 1     | 2     | 3     | 4     | 5     | 6     | 7     | 8     | 9     | 11    | 12    | 13    | 14    | 15    | 16    | 17    |
| QUOTE [m s.l.m.]         | 56.22 | 56.20 | 56.18 | 56.14 | 55.85 | 55.50 | 54.88 | 54.83 | 54.79 | 54.62 | 56.20 | 56.22 | 56.22 | 56.22 | 56.21 | 56.10 |
| DISTANZE PROGRESSIVE [m] | 0.00  | 2.90  | 4.39  | 5.90  | 8.06  | 8.64  | 9.66  | 10.32 | 10.83 | 10.99 | 12.84 | 13.02 | 13.33 | 13.51 | 18.25 | 21.75 |
| DISTANZE PARZIALI [m]    |       | 2.90  | 1.49  | 1.51  | 2.16  | 0.58  | 1.02  | 0.66  | 0.51  | 1.85  |       |       |       |       | 4.74  | 3.50  |

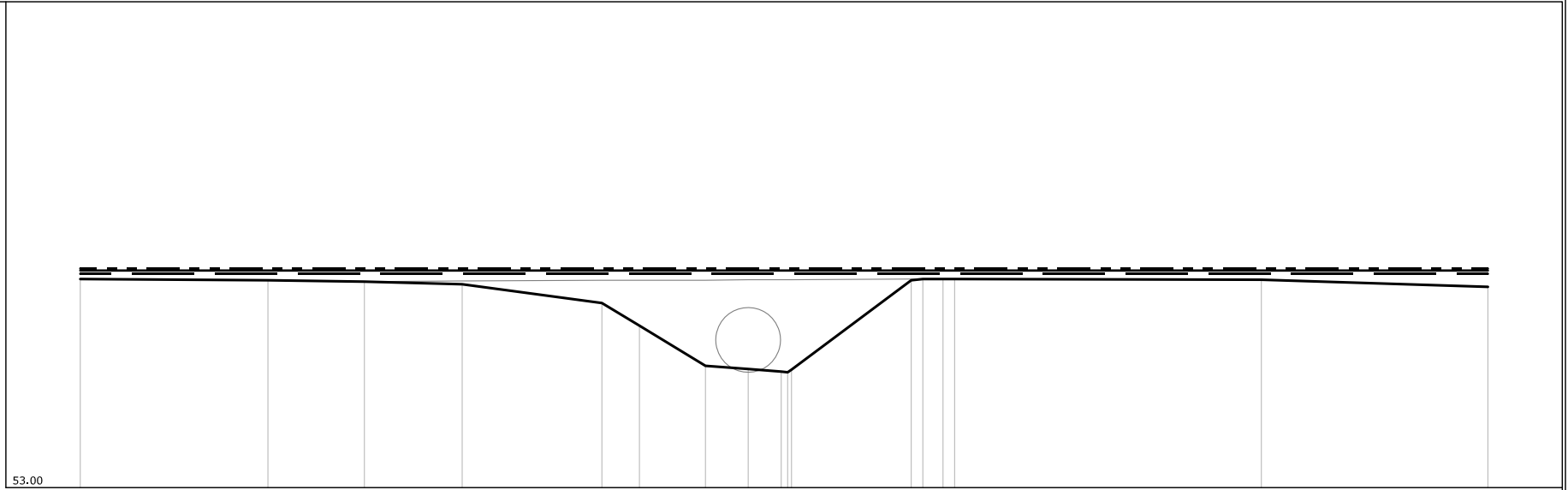


FOSSO MASSETINO - STATO ATTUALE  
 SEZIONE N° 00003PB09

LEGENDA:

- tr30 H = 56.30 m. s.l.m.
- tr200 H = 56.35 m. s.l.m.
- tr500 H = 56.38 m. s.l.m.

SCALA DISTANZE 1:100  
 SCALA QUOTE 1:100



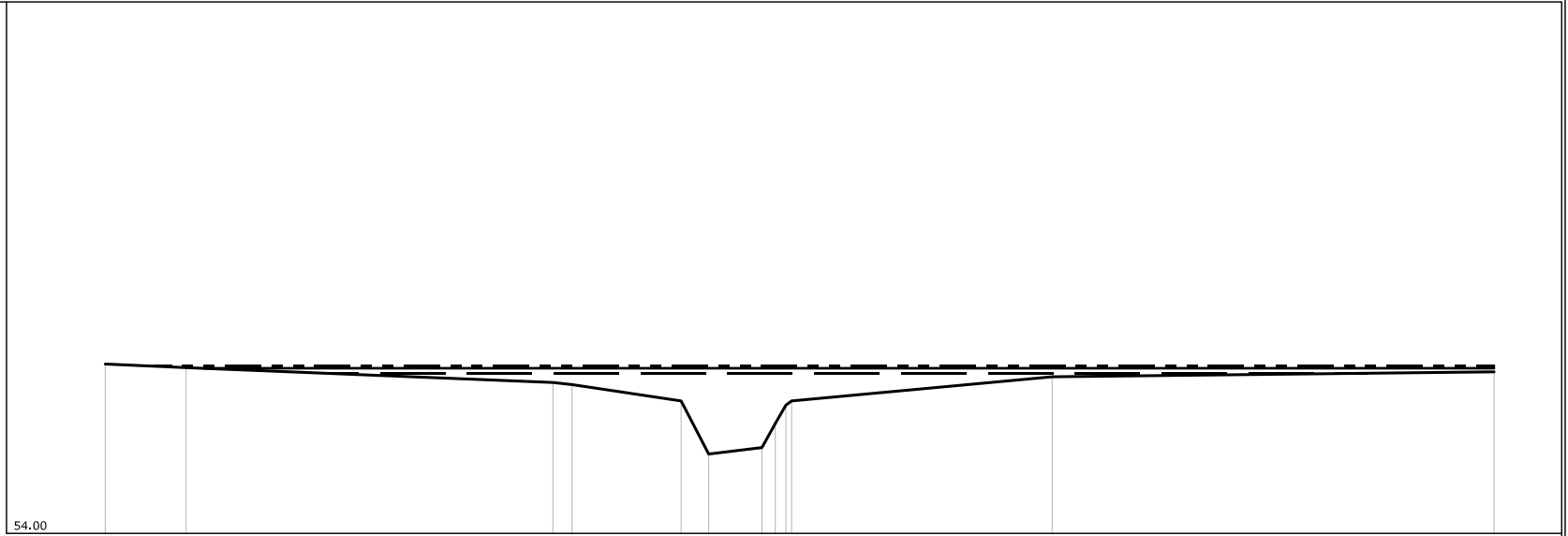
|                          |       |       |       |       |       |       |       |       |       |       |       |       |       |       |       |       |
|--------------------------|-------|-------|-------|-------|-------|-------|-------|-------|-------|-------|-------|-------|-------|-------|-------|-------|
| PUNTI                    | 1     | 2     | 3     | 4     | 5     | 6     | 7     | 8     | 9     | 11    | 12    | 13    | 14    | 15    | 16    | 17    |
| QUOTE [m s.l.m.]         | 56.22 | 56.20 | 56.18 | 56.14 | 55.85 | 55.50 | 54.88 | 54.83 | 54.79 | 54.62 | 56.20 | 56.22 | 56.22 | 56.22 | 56.21 | 56.10 |
| DISTANZE PROGRESSIVE [m] | 0.00  | 2.90  | 4.39  | 5.90  | 8.06  | 8.64  | 9.66  | 10.32 | 10.83 | 10.99 | 12.84 | 13.02 | 13.33 | 13.51 | 18.25 | 21.75 |
| DISTANZE PARZIALI [m]    |       | 2.90  | 1.49  | 1.51  | 2.16  | 0.58  | 1.02  | 0.66  | 0.51  | 1.85  |       |       |       |       | 4.74  | 3.50  |

FOSSO MASSETINO - STATO ATTUALE  
 SEZIONE N° 00006\_\_09

LEGENDA:

- tr30 H = 56.26 m. s.l.m.
- tr200 H = 56.33 m. s.l.m.
- tr500 H = 56.36 m. s.l.m.

SCALA DISTANZE 1:100  
 SCALA QUOTE 1:100



|                          |       |       |      |       |       |      |       |       |       |       |       |      |       |      |       |
|--------------------------|-------|-------|------|-------|-------|------|-------|-------|-------|-------|-------|------|-------|------|-------|
| PUNTI                    | 2     | 3     |      | 4     | 5     |      | 6     | 7     | 8     | 9     | 10    |      | 12    |      | 13    |
| QUOTE [m s.l.m.]         | 56.39 | 56.34 |      | 56.13 | 56.10 |      | 55.87 | 55.12 | 55.21 | 55.55 | 55.81 |      | 56.21 |      | 56.28 |
| DISTANZE PROGRESSIVE [m] | 3.87  | 5.01  |      | 10.19 | 10.46 |      | 12.00 | 12.39 | 13.14 | 13.33 | 13.48 |      | 17.24 |      | 23.48 |
| DISTANZE PARZIALI [m]    |       | 1.14  | 5.18 |       |       | 1.54 |       | 0.75  |       |       |       | 3.68 |       | 6.24 |       |

FOSSO MASSETINO - STATO ATTUALE  
 SEZIONE N° 00008\_\_09

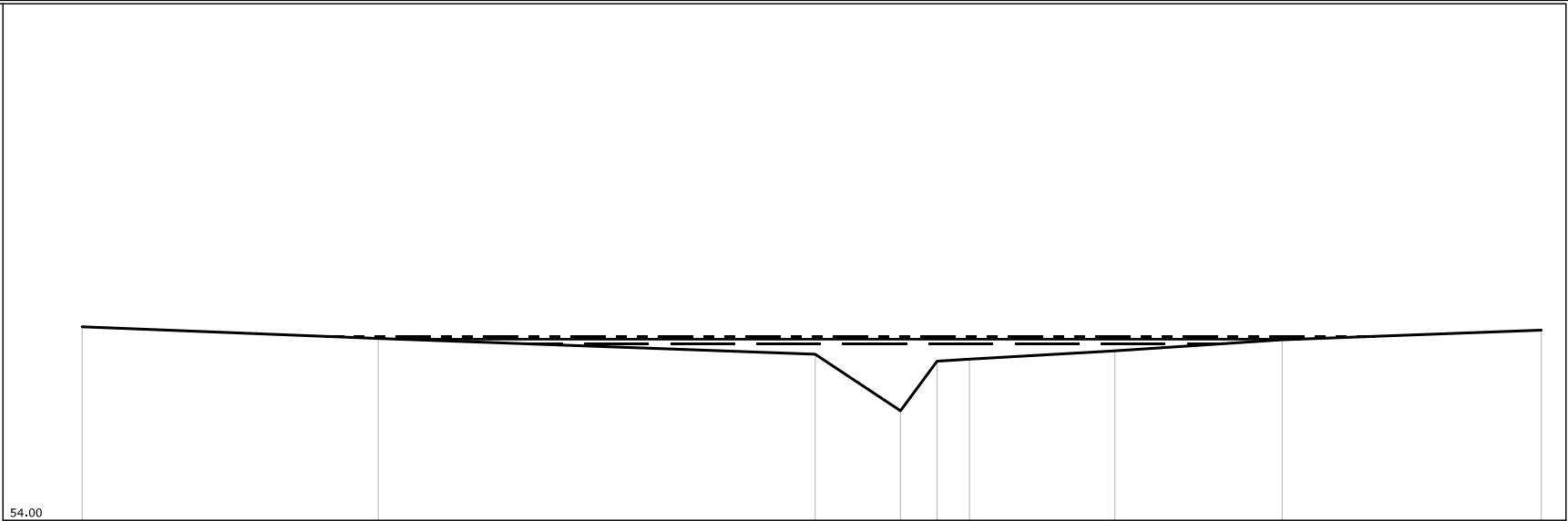
LEGENDA:

tr30 H =56.56 m. s.l.m.

tr200 H =56.63 m. s.l.m.

tr500 H =56.67 m. s.l.m.

SCALA DISTANZE 1:100  
 SCALA QUOTE 1:100



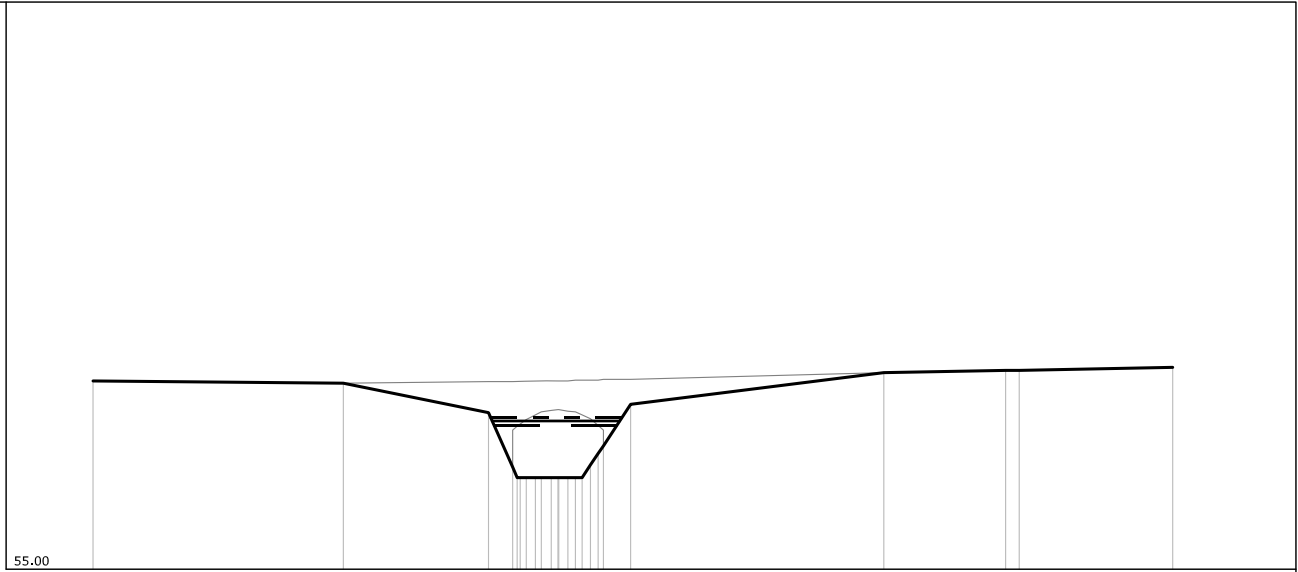
|                          |       |       |       |       |       |       |       |       |       |
|--------------------------|-------|-------|-------|-------|-------|-------|-------|-------|-------|
| PUNTI                    | 1     | 2     | 3     | 4     | 5     | 6     | 7     | 8     | 9     |
| QUOTE [m s.l.m.]         | 56.81 | 56.64 | 56.41 | 55.59 | 56.31 | 56.34 | 56.46 | 56.62 | 56.76 |
| DISTANZE PROGRESSIVE [m] | 0.00  | 4.30  | 10.64 | 11.88 | 12.41 | 12.88 | 14.99 | 17.42 | 21.18 |
| DISTANZE PARZIALI [m]    |       | 4.30  | 6.34  | 1.24  | 0.53  |       | 2.11  | 2.43  | 3.76  |

FOSSO MASSETINO - STATO ATTUALE  
 SEZIONE N° 00010PC09

LEGENDA:

- tr30 H = 56,90 m. s.l.m.
- tr200 H = 56,96 m. s.l.m.
- tr500 H = 57,00 m. s.l.m.

SCALA DISTANZE 1:100  
 SCALA QUOTE 1:100



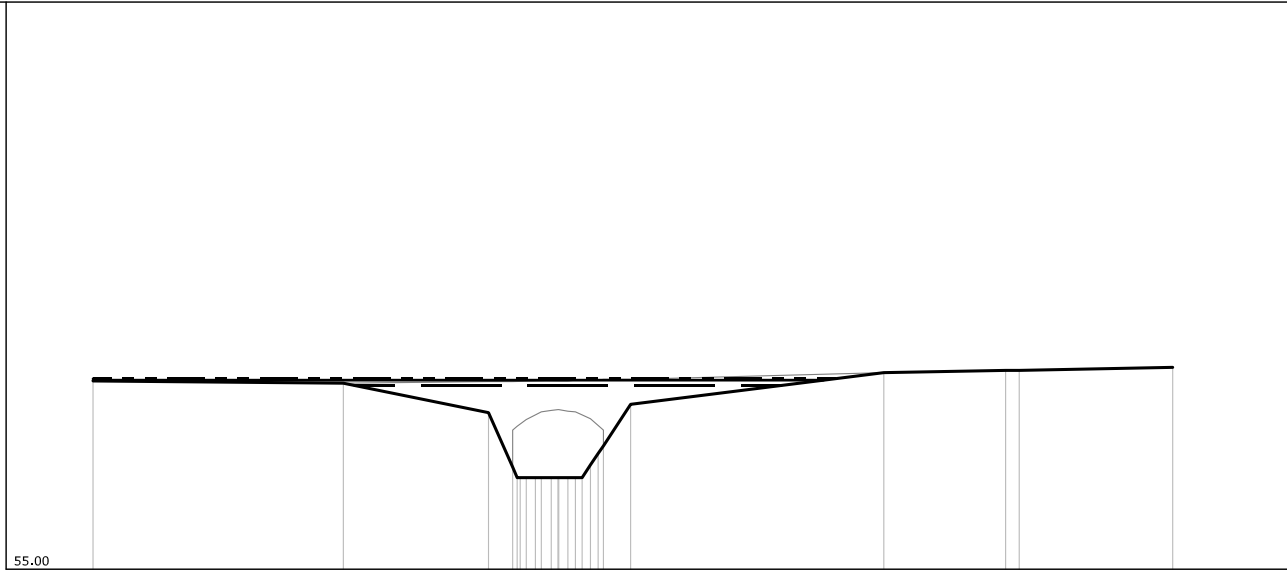
|                          |       |       |       |       |       |       |       |       |       |       |       |       |       |       |       |
|--------------------------|-------|-------|-------|-------|-------|-------|-------|-------|-------|-------|-------|-------|-------|-------|-------|
| PUNTI                    | 1     | 2     | 3     | 4     | 8     | 9     | 11    | 14    | 16    | 18    | 21    | 22    | 23    | 24    | 25    |
| QUOTE [m s.l.m.]         | 57,49 | 57,46 | 57,07 | 56,35 | 56,21 | 56,21 | 56,21 | 56,21 | 56,21 | 56,53 | 57,18 | 57,60 | 57,63 | 57,63 | 57,67 |
| DISTANZE PROGRESSIVE [m] | 0,00  | 3,31  | 5,23  | 5,55  | 5,73  | 5,85  | 6,06  | 6,28  | 6,47  | 6,68  | 7,11  | 10,46 | 12,07 | 12,25 | 14,28 |
| DISTANZE PARZIALI [m]    |       | 3,31  | 1,92  |       |       |       |       |       |       |       | 3,35  | 1,61  |       | 2,03  |       |

FOSSO MASSETINO - STATO ATTUALE  
 SEZIONE N° 00010PB09

LEGENDA:

- tr30 H = 57,43 m. s.l.m.
- tr200 H = 57,50 m. s.l.m.
- tr500 H = 57,52 m. s.l.m.

SCALA DISTANZE 1:100  
 SCALA QUOTE 1:100



|                          |       |       |       |       |       |       |       |       |       |       |       |       |       |       |       |
|--------------------------|-------|-------|-------|-------|-------|-------|-------|-------|-------|-------|-------|-------|-------|-------|-------|
| PUNTI                    | 1     | 2     | 3     | 4     | 8     | 9     | 11    | 14    | 16    | 18    | 21    | 22    | 23    | 24    | 25    |
| QUOTE [m s.l.m.]         | 57,49 | 57,46 | 57,07 | 56,35 | 56,21 | 56,21 | 56,21 | 56,21 | 56,21 | 56,21 | 57,18 | 57,60 | 57,63 | 57,63 | 57,67 |
| DISTANZE PROGRESSIVE [m] | 0,00  | 3,31  | 5,23  | 5,55  | 5,73  | 5,85  | 6,06  | 6,28  | 6,47  | 6,68  | 7,11  | 10,46 | 12,07 | 12,25 | 14,28 |
| DISTANZE PARZIALI [m]    |       | 3,31  | 1,92  |       |       |       |       |       |       |       | 3,35  | 1,61  |       | 2,03  |       |

FOSSO MASSETINO - STATO ATTUALE  
 SEZIONE N° 00011\_\_09

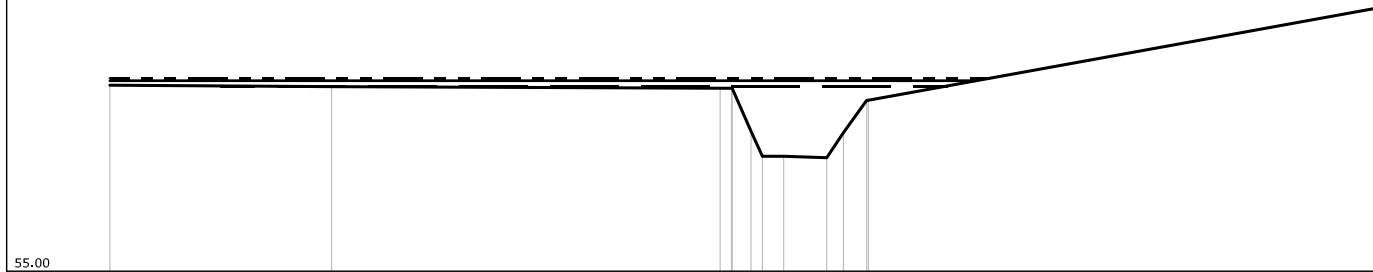
LEGENDA:

tr30 H =57.45 m. s.l.m. ———

tr200 H =57.52 m. s.l.m. ———

tr500 H =57.55 m. s.l.m. - - - - -

SCALA DISTANZE 1:100  
 SCALA QUOTE 1:100



|                          |       |       |       |       |       |       |       |       |       |       |       |
|--------------------------|-------|-------|-------|-------|-------|-------|-------|-------|-------|-------|-------|
| PUNTI                    | 4     | 5     | 6     | 7     | 9     | 10    | 11    | 12    | 13    | 14    | 16    |
| QUOTE [m s.l.m.]         | 57.46 | 57.44 | 57.42 | 57.42 | 56.85 | 56.52 | 56.52 | 56.50 | 56.83 | 57.26 | 58.49 |
| DISTANZE PROGRESSIVE [m] | 11.33 | 14.26 | 19.40 | 19.55 | 19.81 | 19.96 | 20.24 | 20.81 | 21.03 | 21.34 | 28.15 |
| DISTANZE PARZIALI [m]    |       | 2.93  |       |       |       |       |       | 0.57  |       |       | 6.79  |

FOSSO MASSETINO - STATO ATTUALE  
 SEZIONE N° 00014\_\_09

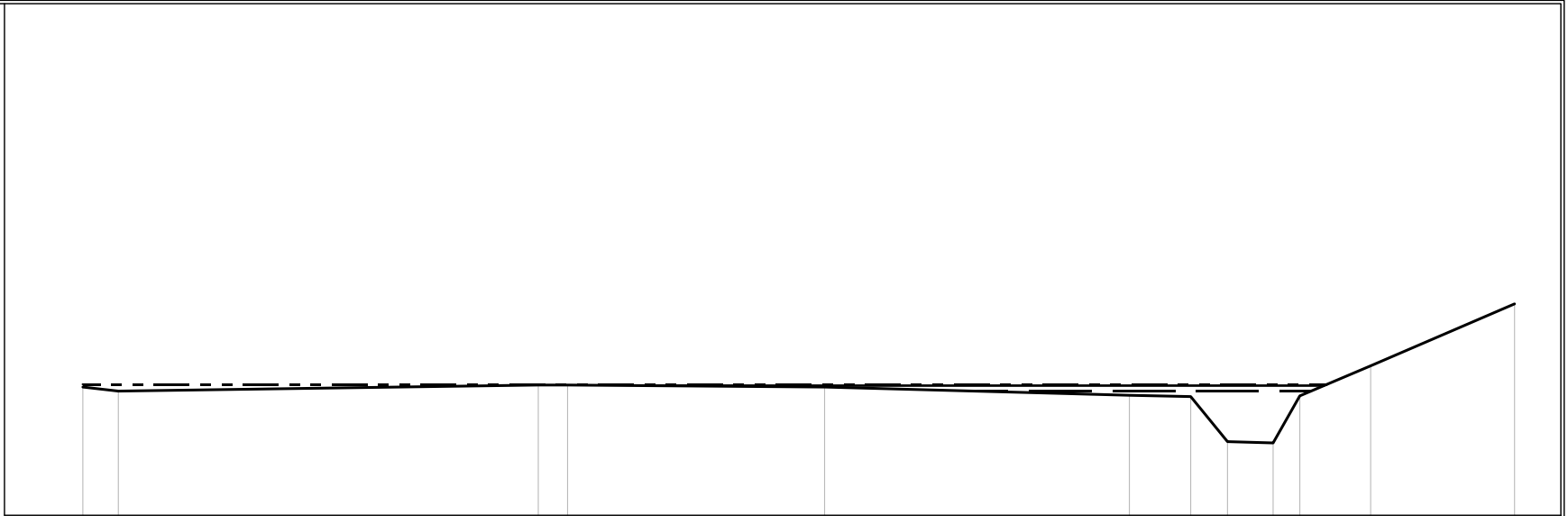
LEGENDA:

tr30 H = 57.82 m. s.l.m. ———

tr200 H = 57.90 m. s.l.m. ———

tr500 H = 57.92 m. s.l.m. - - - - -

SCALA DISTANZE 1:100  
 SCALA QUOTE 1:100



| PUNTI                    | 1     | 2     | 3     | 4     | 5     | 6     | 7     | 8     | 9     | 10    | 11    | 12    |
|--------------------------|-------|-------|-------|-------|-------|-------|-------|-------|-------|-------|-------|-------|
| QUOTE [m s.l.m.]         | 57.88 | 57.82 | 57.91 | 57.91 | 57.88 | 57.76 | 57.74 | 57.08 | 57.06 | 57.75 | 58.19 | 59.10 |
| DISTANZE PROGRESSIVE [m] | 0.00  | 0.52  | 6.68  | 7.11  | 10.88 | 15.35 | 16.25 | 16.79 | 17.46 | 17.85 | 18.89 | 21.00 |
| DISTANZE PARZIALI [m]    | 0.52  | 6.16  | 3.77  | 4.47  | 0.90  | 0.54  | 0.67  | 1.04  | 2.11  |       |       |       |

FOSSO MASSETINO - STATO ATTUALE  
 SEZIONE N° 00017\_\_09

LEGENDA:

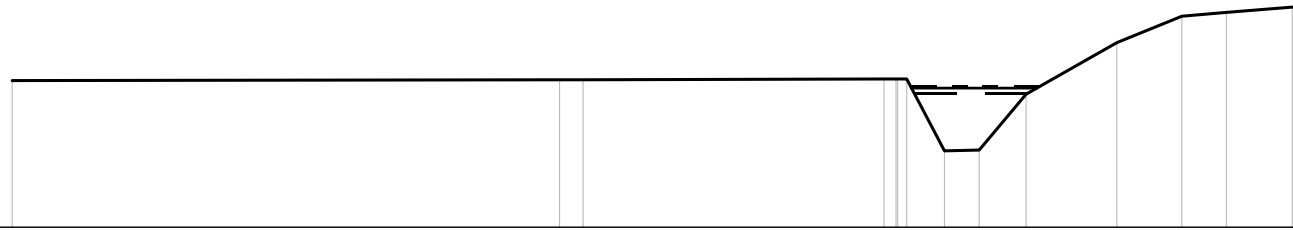
tr30 H =58.77 m. s.l.m. ———

tr200 H =58.84 m. s.l.m. ———

tr500 H =58.86 m. s.l.m. - - - - -

SCALA DISTANZE 1:100  
 SCALA QUOTE 1:100

57.00





|                          |       |       |       |       |       |       |       |       |       |       |       |       |       |
|--------------------------|-------|-------|-------|-------|-------|-------|-------|-------|-------|-------|-------|-------|-------|
| PUNTI                    | 1     | 2     | 3     | 4     | 5     | 7     | 8     | 9     | 10    | 11    | 12    | 13    | 14    |
| QUOTE [m s.l.m.]         | 58.94 | 58.95 | 58.95 | 58.96 | 58.96 | 58.96 | 58.01 | 58.02 | 58.76 | 59.44 | 59.79 | 59.84 | 59.91 |
| DISTANZE PROGRESSIVE [m] | 0.00  | 7.24  | 7.55  | 11.53 | 11.69 | 11.83 | 12.33 | 12.79 | 13.41 | 14.61 | 15.47 | 16.06 | 16.93 |
| DISTANZE PARZIALI [m]    |       | 7.24  |       |       |       |       | 0.50  | 0.62  | 1.20  | 0.86  | 0.59  | 0.87  |       |




FOSSO MASSETINO - STATO ATTUALE  
 SEZIONE N° 00019\_\_09

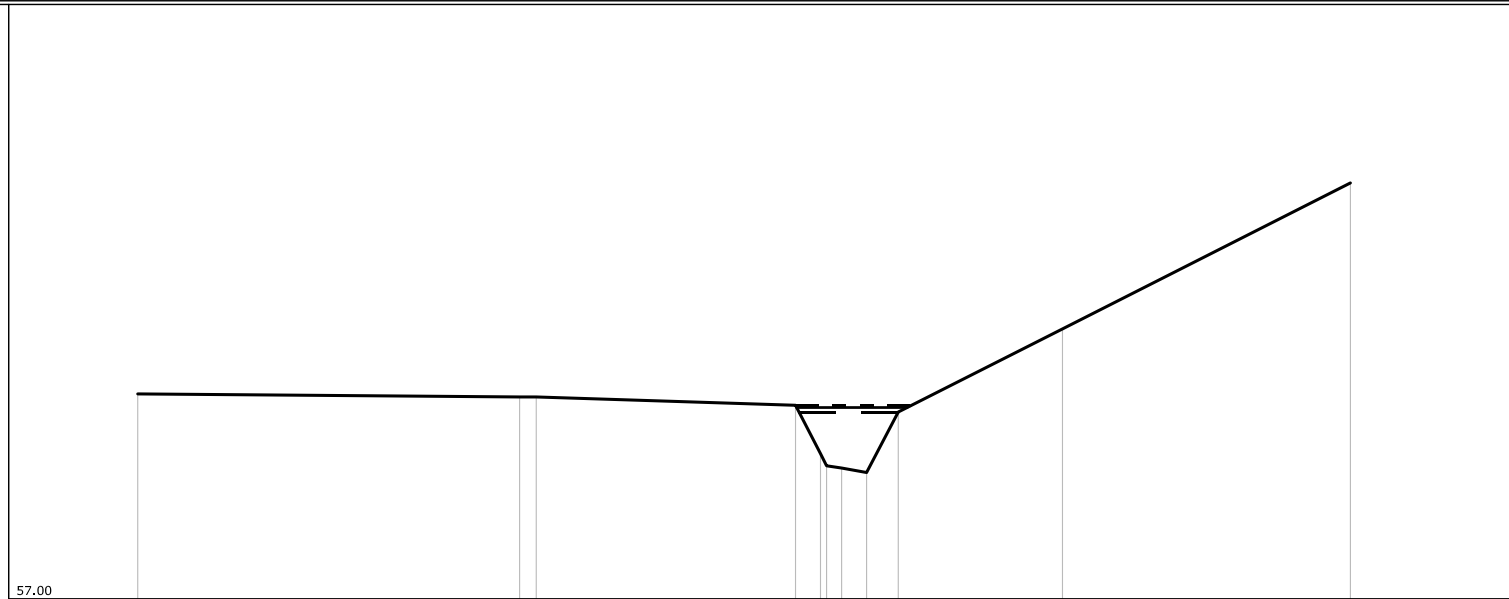
LEGENDA:

tr30 H =59.46 m. s.l.m. 

tr200 H =59.53 m. s.l.m. 

tr500 H =59.55 m. s.l.m. 

SCALA DISTANZE 1:100  
 SCALA QUOTE 1:100




|                          |       |       |       |       |       |       |       |       |       |       |
|--------------------------|-------|-------|-------|-------|-------|-------|-------|-------|-------|-------|
| PUNTI                    | 3     | 4     | 5     | 6     | 7     | 9     | 10    | 11    | 12    | 13    |
| QUOTE [m s.l.m.]         | 59.71 | 59.67 | 59.67 | 59.56 | 58.92 | 58.73 | 58.67 | 59.47 | 60.57 | 62.50 |
| DISTANZE PROGRESSIVE [m] | 5.72  | 10.77 | 10.99 | 14.42 | 14.75 | 15.03 | 15.36 | 15.78 | 17.95 | 21.76 |
| DISTANZE PARZIALI [m]    |       | 5.05  |       | 3.43  |       |       |       |       | 2.17  | 3.81  |

FOSSO MASSETINO - STATO ATTUALE  
 SEZIONE N° 00022\_\_09

LEGENDA:

- tr30 H =60.61 m. s.l.m.
- tr200 H =60.67 m. s.l.m.
- tr500 H =60.68 m. s.l.m.

SCALA DISTANZE 1:100  
 SCALA QUOTE 1:100



|                          |       |       |       |       |       |       |       |       |       |       |       |       |
|--------------------------|-------|-------|-------|-------|-------|-------|-------|-------|-------|-------|-------|-------|
| PUNTI                    | 1     | 2     | 3     | 4     | 5     | 6     | 7     | 8     | 9     | 10    | 11    | 12    |
| QUOTE [m s.l.m.]         | 60.64 | 60.58 | 60.57 | 60.57 | 60.53 | 60.55 | 60.60 | 58.81 | 59.81 | 60.40 | 60.54 | 62.29 |
| DISTANZE PROGRESSIVE [m] | 0.00  | 4.55  | 5.06  | 5.65  | 10.49 | 10.81 | 14.39 | 15.07 | 15.20 | 15.73 | 15.96 | 19.70 |
| DISTANZE PARZIALI [m]    |       | 4.55  | 0.51  | 0.59  | 4.84  |       | 3.58  | 0.68  | 0.53  |       | 3.74  |       |

FOSSO MASSETINO - STATO ATTUALE  
 SEZIONE N° 00025\_\_09

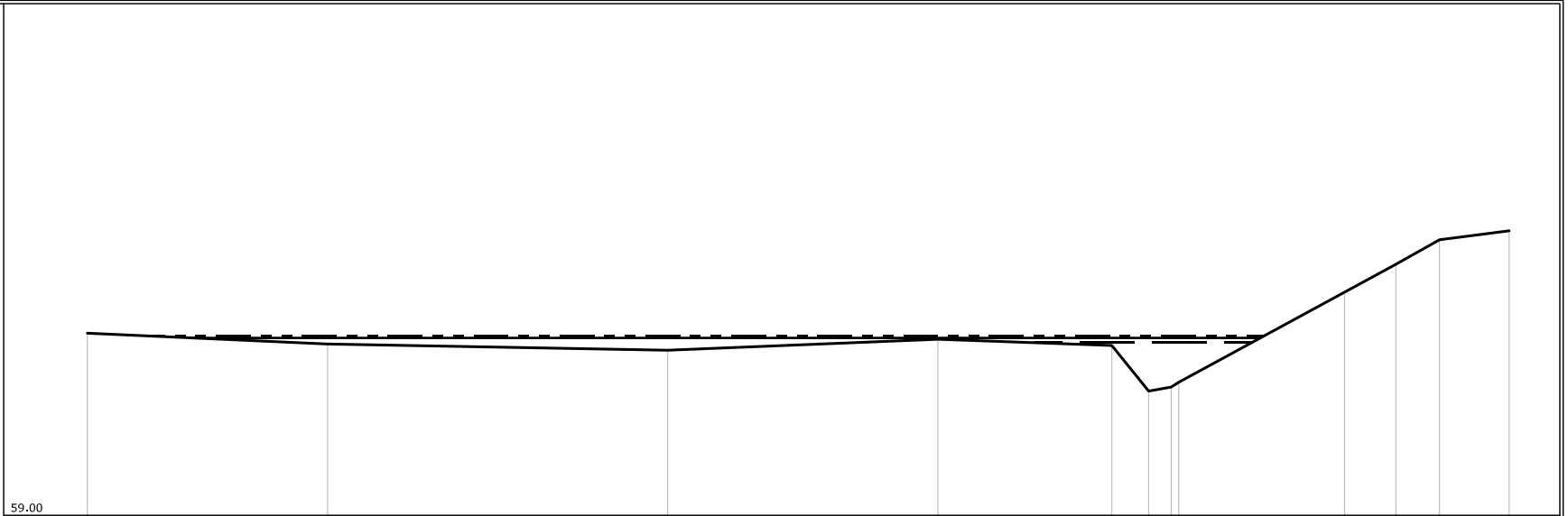
LEGENDA:

tr30 H =61.53 m. s.l.m. ———

tr200 H =61.60 m. s.l.m. ———

tr500 H =61.63 m. s.l.m. - - - - -

SCALA DISTANZE 1:100  
 SCALA QUOTE 1:100




|                          |       |       |       |       |       |       |       |       |       |       |       |
|--------------------------|-------|-------|-------|-------|-------|-------|-------|-------|-------|-------|-------|
| PUNTI                    | 3     | 4     | 5     | 6     | 7     | 8     | 9     | 11    | 12    | 13    | 14    |
| QUOTE [m s.l.m.]         | 61.67 | 61.51 | 61.42 | 61.58 | 61.49 | 60.82 | 60.88 | 62.27 | 62.68 | 63.04 | 63.17 |
| DISTANZE PROGRESSIVE [m] | 1.33  | 4.85  | 9.83  | 13.79 | 16.34 | 16.88 | 17.21 | 19.75 | 20.50 | 21.14 | 22.16 |
| DISTANZE PARZIALI [m]    |       | 3.52  | 4.98  | 3.96  | 2.55  | 0.54  |       | 2.43  | 0.75  | 0.64  | 1.02  |

FOSSO MASSETINO - STATO ATTUALE  
 SEZIONE N° 00029\_\_09

LEGENDA:

- tr30 H =62.75 m. s.l.m.
- tr200 H =62.80 m. s.l.m.
- tr500 H =62.82 m. s.l.m.


SCALA DISTANZE 1:100  
 SCALA QUOTE 1:100





|                          |       |       |       |       |       |       |       |       |       |       |       |       |
|--------------------------|-------|-------|-------|-------|-------|-------|-------|-------|-------|-------|-------|-------|
| PUNTI                    | 4     | 5     | 7     | 8     | 9     | 10    | 11    | 12    | 14    | 15    | 16    | 17    |
| QUOTE [m s.l.m.]         | 63.02 | 62.46 | 62.52 | 62.61 | 62.81 | 62.84 | 62.86 | 62.84 | 62.29 | 62.31 | 62.34 | 64.26 |
| DISTANZE PROGRESSIVE [m] | 9.37  | 10.36 | 11.22 | 11.76 | 12.53 | 14.95 | 17.19 | 17.77 | 18.34 | 18.72 | 18.84 | 31.52 |
| DISTANZE PARZIALI [m]    |       | 0.99  | 0.81  | 0.54  | 0.77  | 2.42  | 2.24  | 0.58  | 0.49  |       |       | 12.68 |

FOSSO MASSETINO - STATO ATTUALE  
 SEZIONE N° 00032\_\_09

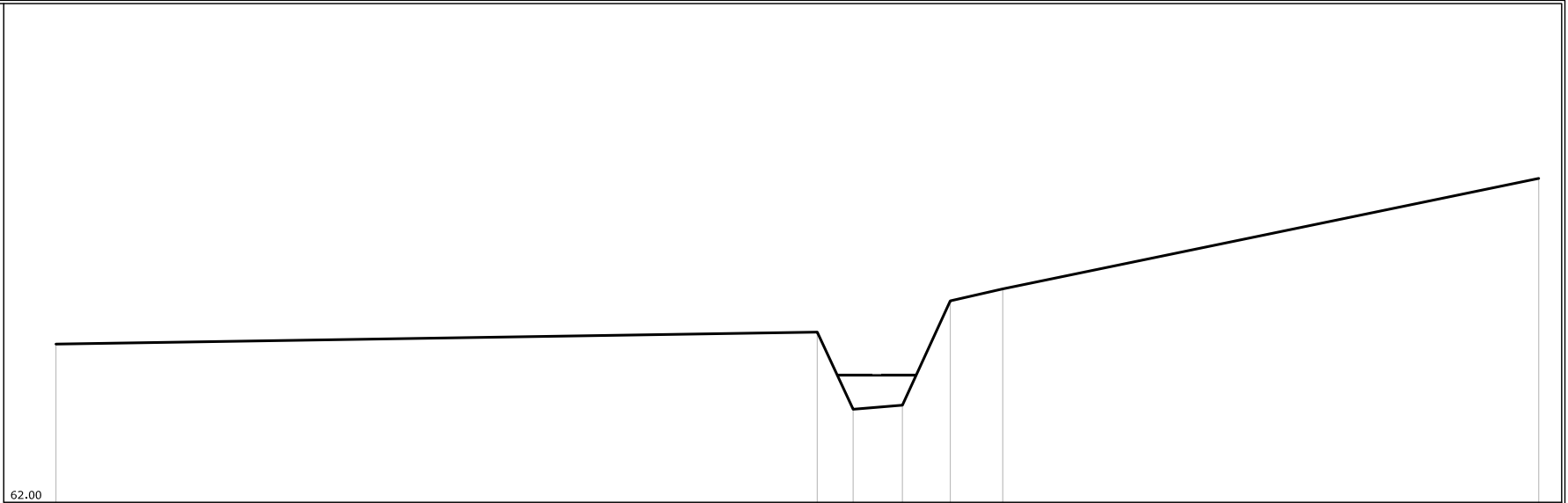
LEGENDA:

tr30 H =63.91 m. s.l.m. 

tr200 H =63.91 m. s.l.m. 

tr500 H =63.91 m. s.l.m. 

SCALA DISTANZE 1:100  
 SCALA QUOTE 1:100



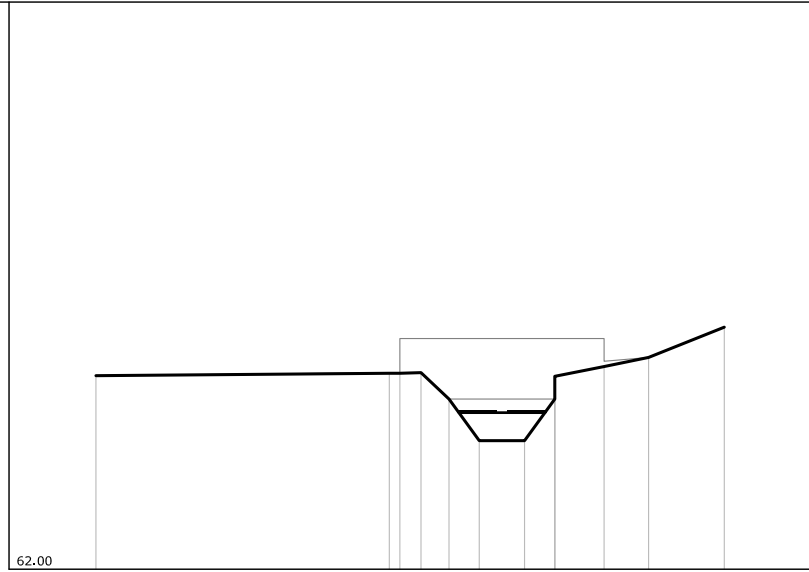
|                          |       |       |       |       |       |       |       |       |
|--------------------------|-------|-------|-------|-------|-------|-------|-------|-------|
| PUNTI                    | 4     |       | 5     | 6     | 7     | 8     | 9     | 10    |
| QUOTE [m s.l.m.]         | 64.38 |       | 64.56 | 63.40 | 63.46 | 65.03 | 65.21 | 66.87 |
| DISTANZE PROGRESSIVE [m] | 9.35  |       | 20.80 | 21.34 | 22.08 | 22.80 | 23.59 | 31.65 |
| DISTANZE PARZIALI [m]    |       | 11.45 | 0.54  | 0.74  | 0.72  | 0.79  | 8.06  |       |

FOSSO MASSETINO - STATO ATTUALE  
 SEZIONE N° 00033PC09

LEGENDA:

- tr30 H =64.08 m. s.l.m.
- tr200 H =64.07 m. s.l.m.
- tr500 H =64.08 m. s.l.m.

SCALA DISTANZE 1:100  
 SCALA QUOTE 1:100



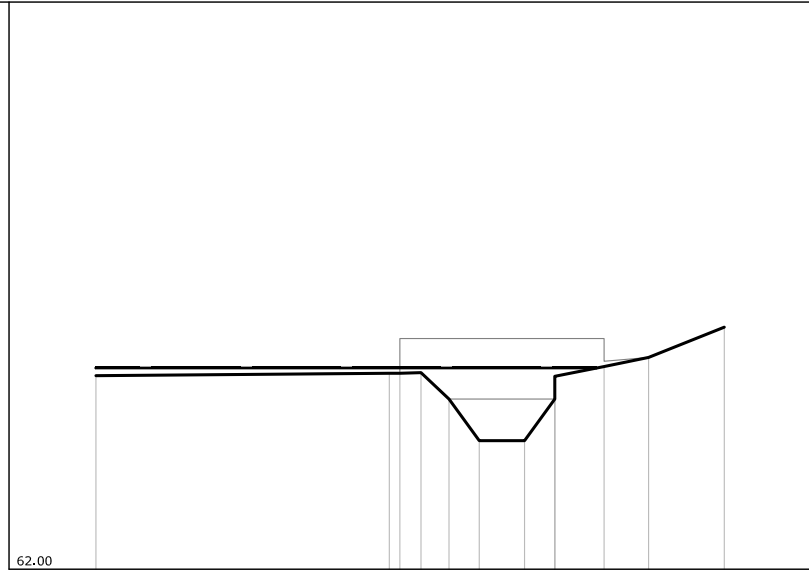
|                          |       |      |       |       |       |       |       |       |       |       |       |       |
|--------------------------|-------|------|-------|-------|-------|-------|-------|-------|-------|-------|-------|-------|
| PUNTI                    | 1     |      | 2     | 3     | 5     | 6     | 7     | 8     | 9     | 11    | 13    | 14    |
| QUOTE [m s.l.m.]         | 64.56 |      | 64.59 | 64.59 | 64.60 | 64.25 | 63.70 | 63.70 | 64.25 | 64.68 | 64.80 | 65.20 |
| DISTANZE PROGRESSIVE [m] | 0.00  |      | 3.88  | 4.02  | 4.30  | 4.67  | 5.07  | 5.67  | 6.07  | 6.72  | 7.31  | 8.31  |
| DISTANZE PARZIALI [m]    |       | 3.88 |       |       |       |       | 0.60  | 0.65  | 0.59  | 1.00  |       |       |

FOSSO MASSETINO - STATO ATTUALE  
 SEZIONE N° 00033PB09

LEGENDA:

- tr30 H =64.66 m. s.l.m.
- tr200 H =64.66 m. s.l.m.
- tr500 H =64.66 m. s.l.m.

SCALA DISTANZE 1:100  
 SCALA QUOTE 1:100



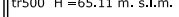
|                          |       |      |       |       |       |       |       |       |       |       |       |       |
|--------------------------|-------|------|-------|-------|-------|-------|-------|-------|-------|-------|-------|-------|
| PUNTI                    | 1     |      | 2     | 3     | 5     | 6     | 7     | 8     | 9     | 11    | 13    | 14    |
| QUOTE [m s.l.m.]         | 64.56 |      | 64.59 | 64.59 | 64.60 | 64.25 | 63.70 | 63.70 | 64.25 | 64.68 | 64.80 | 65.20 |
| DISTANZE PROGRESSIVE [m] | 0.00  |      | 3.88  | 4.02  | 4.30  | 4.67  | 5.07  | 5.67  | 6.07  | 6.72  | 7.31  | 8.31  |
| DISTANZE PARZIALI [m]    |       | 3.88 |       |       |       |       | 0.60  | 0.65  | 0.59  | 1.00  |       |       |

FOSSO MASSETINO - STATO ATTUALE  
 SEZIONE N° 00035\_\_09

LEGENDA:

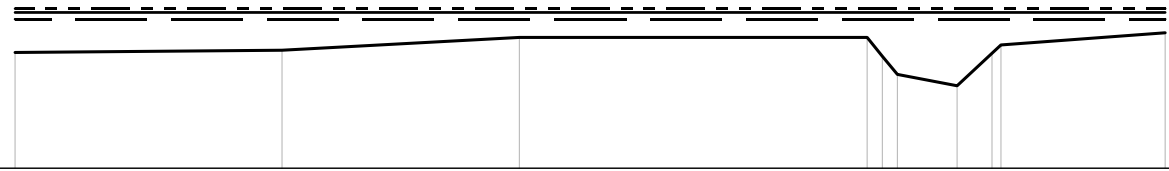
tr30 H =64,97 m. s.l.m. 

tr200 H =65,06 m. s.l.m. 

tr500 H =65,11 m. s.l.m. 

SCALA DISTANZE 1:100  
 SCALA QUOTE 1:100

63.00



| PUNTI                    | 1     | 2     | 3     | 4     | 5     | 6     | 7     | 8     | 10    |
|--------------------------|-------|-------|-------|-------|-------|-------|-------|-------|-------|
| QUOTE [m s.l.m.]         | 64,53 | 64,56 | 64,73 | 64,73 | 64,48 | 64,24 | 64,09 | 64,52 | 64,79 |
| DISTANZE PROGRESSIVE [m] | 0,00  | 3,53  | 6,67  | 11,27 | 11,47 | 11,67 | 12,46 | 12,92 | 15,21 |
| DISTANZE PARZIALI [m]    |       | 3,53  | 3,14  | 4,60  |       |       | 0,79  |       | 2,17  |